

AT A GLANCE

Assisted Voluntary Return and Reintegration



IOM International Organization for Migration

IOM is committed to the principle that humane and orderly migration benefits migrants and society. As an intergovernmental organization, IOM acts with its partners in the international community to: assist in meeting the operational challenges of migration, advance understanding of migration issues, encourage social and economic development through migration; and uphold the human dignity and well-being of migrants.

Publisher:

International Organization for Migration
17, Route des Morillons
1211 Geneva 19
SWITZERLAND
Tel.: +41 22 717 91 11
Fax.: +41 22 798 61 50
E-mail: hq@iom.int
Internet: www.iom.int

Cover: Photo Copyright © All rights reserved

© 2014 International Organization for Migration (IOM)

All rights reserved. No part of this publication may be reproduced, stored in a retrieval system, or transmitted in any form or by any means, electronic, mechanical, photocopying, recording or otherwise without the prior written permission of the publisher.

In 2013, assisted voluntary return and reintegration (AVRR) programmes globally required the direct involvement of 70 International Organization for Migration (IOM) offices in host countries and 166 countries of origin to assist 46,233 migrants to voluntarily return and reintegrate.

Chart 1: Overview of AVRR assisted migrants, CoO and CoD between 2012 and 2013

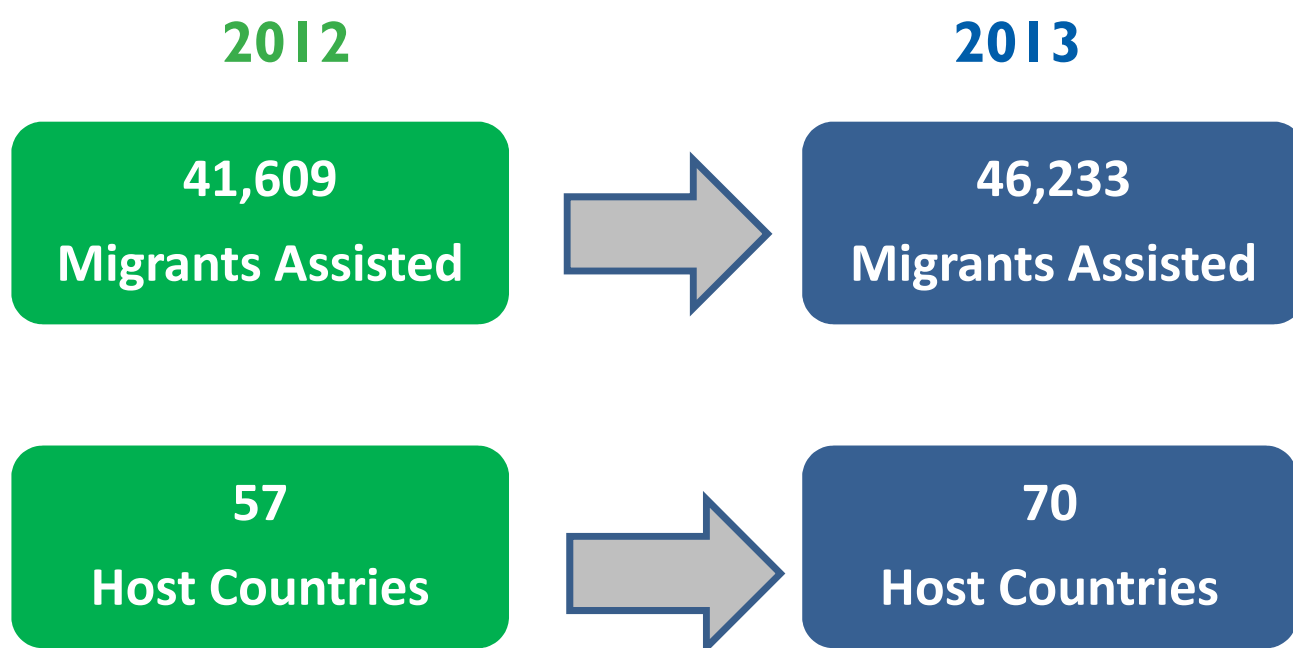
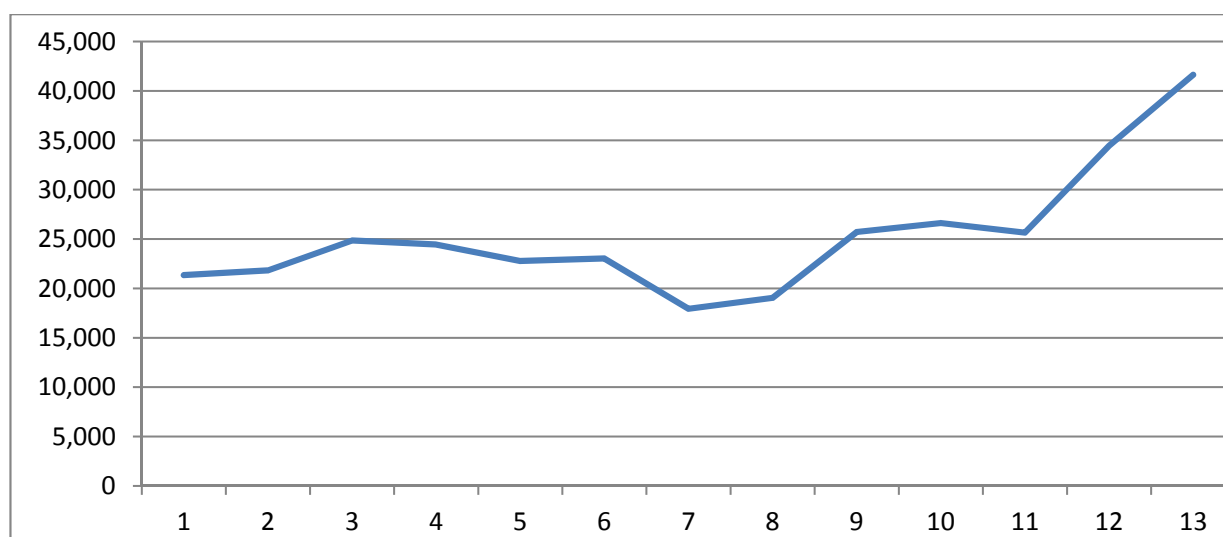


Chart 2 shows the numbers of AVRR Beneficiaries globally over a 12 year period, from 2001 to 2013.

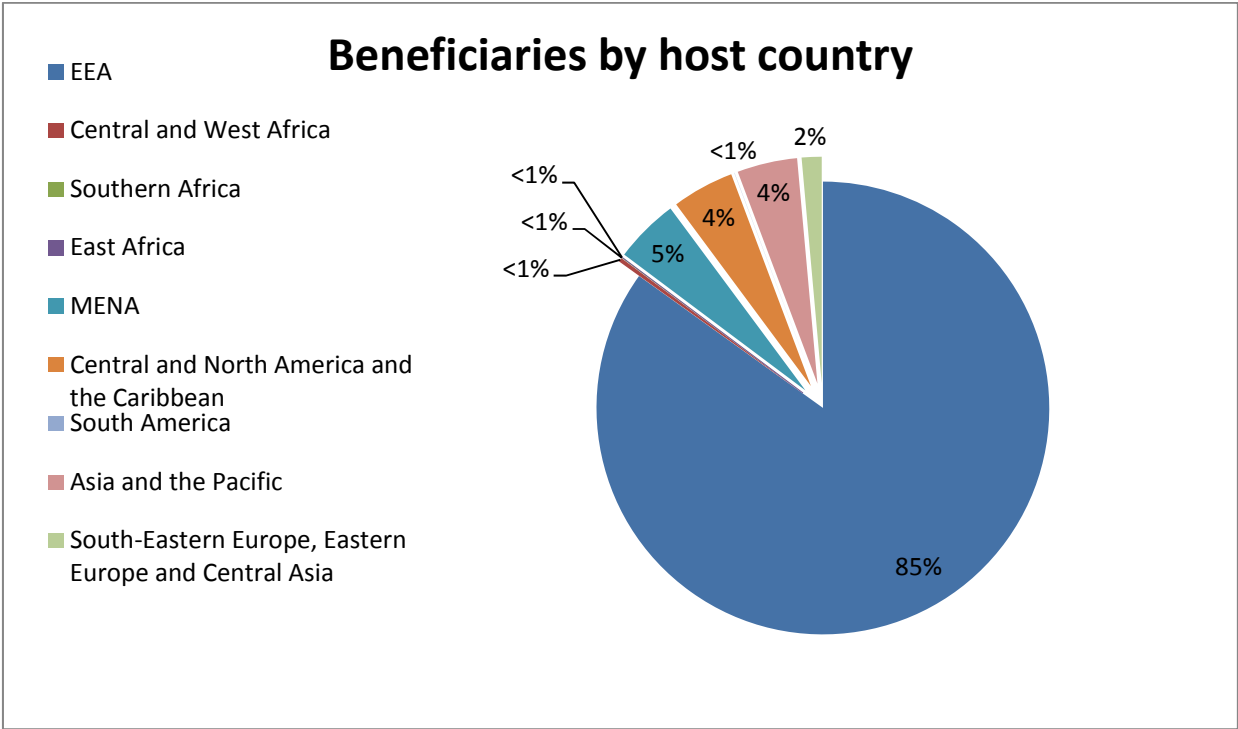
Chart 2: Overview of AVRR between 2001 and 2013



Since 2011, there has been a progressive increase in AVRR activities. In comparison with 2012, the number of AVRR assisted migrants increased by 10% in 2013. In total, there were 140 AVRR.

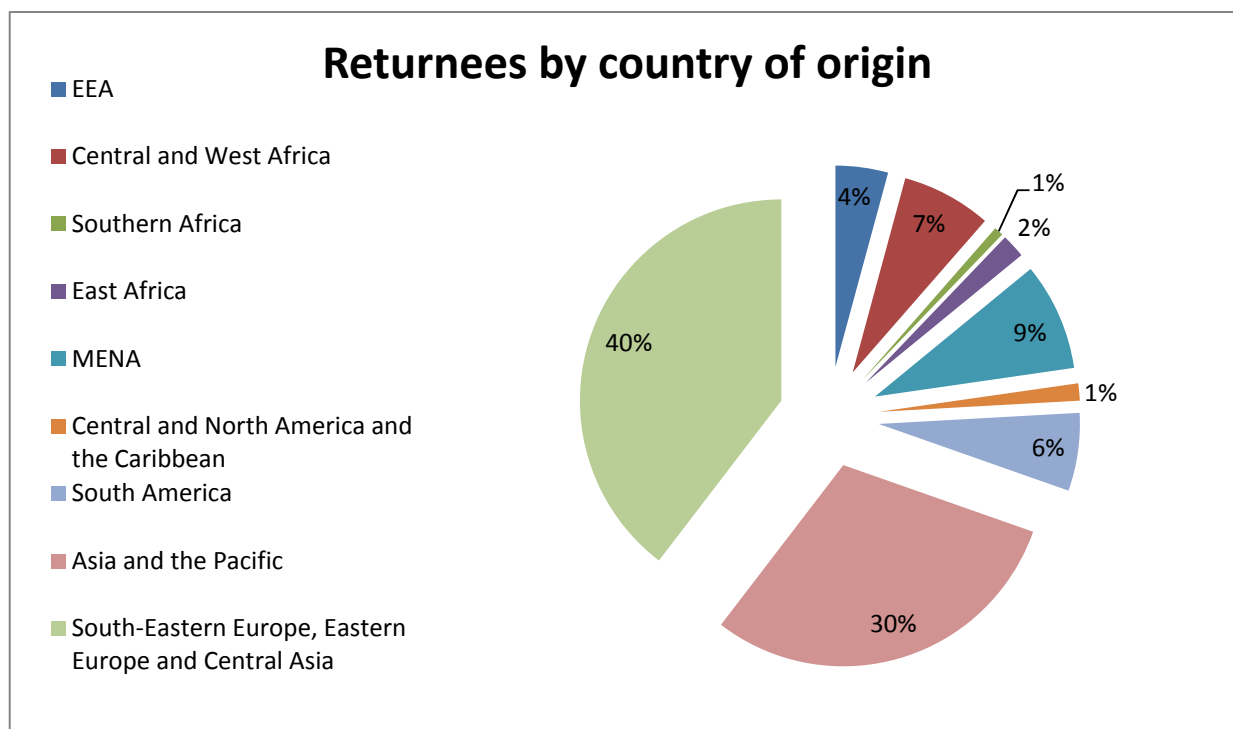
As it can be seen in Chart 3, while the majority of AVRR took place from the EU Member States, Norway and Switzerland, voluntary returns from transit regions and the Americas were increasing.

Chart 3: Overview of host regions for AVRR worldwide in 2013



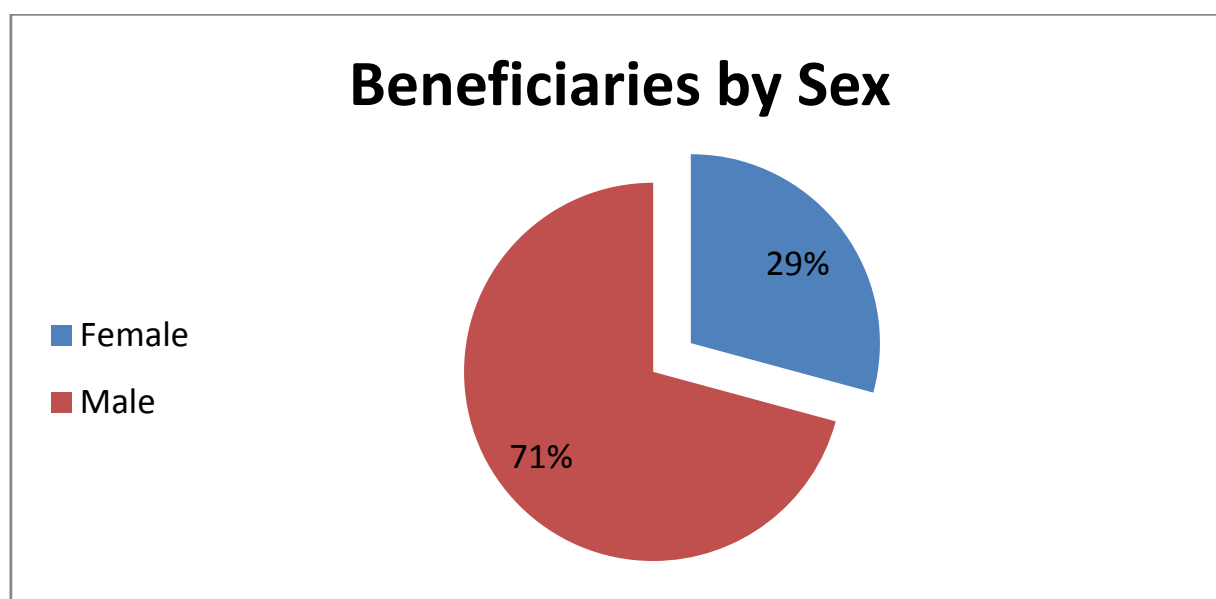
Forty percent (40%) of the assisted migrants returned to South-Eastern Europe, Eastern Europe or Central Asia (Chart 4). This region thus remained the prevailing origin region for AVRR in 2013, with AVRR activities increasing by 4% in comparison with 2012. The second most represented region, Asia and the Pacific, also showed a significant percentage of assisted voluntary returns (30%).

Chart 4: Overview of origin regions for AVRR worldwide in 2013



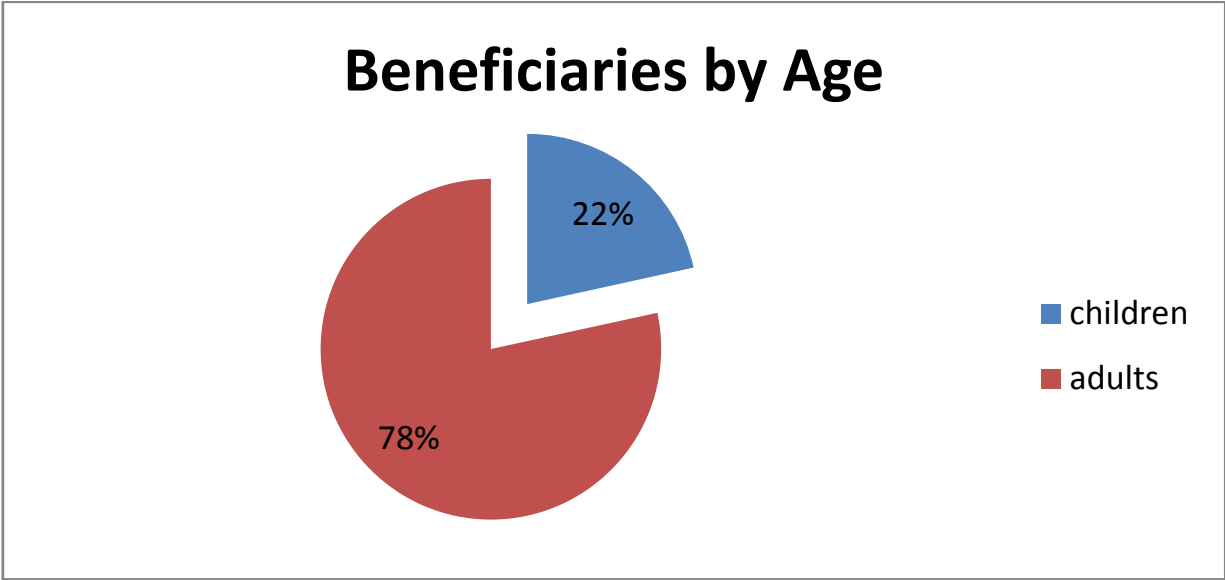
As illustrated in Chart 5, 71% of the AVRR beneficiaries in 2013 were male and 29% female. In comparison with 2012, the number of assisted female migrants increased by 6%. This may partly be due to the increasing number of gender oriented projects.

Chart 5: Overview of female/male returnees for AVRR worldwide in 2013



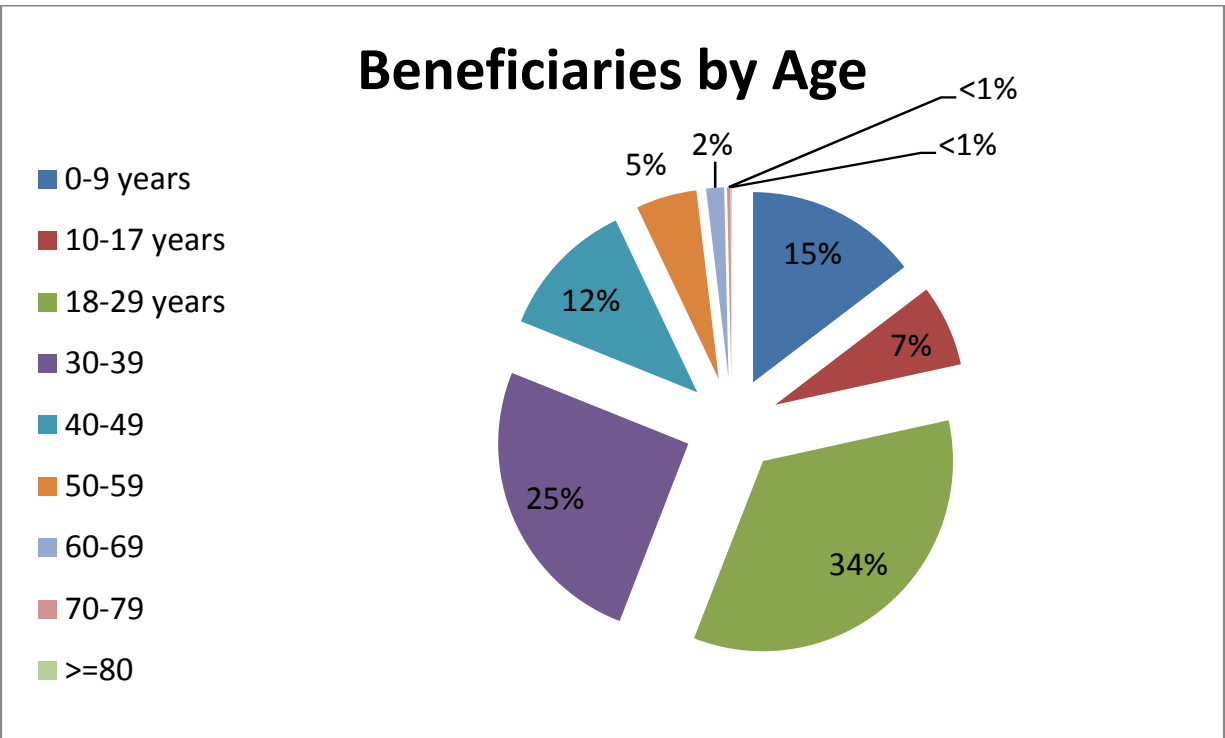
As illustrated in Chart 6, the AVRR beneficiaries in 2013 were mostly adults (78%). In comparison with 2012, the number of assisted minors doubled while the number of assisted adults decreased by 11%.

Chart 6: Overview of adults/children beneficiaries for AVRR worldwide in 2013



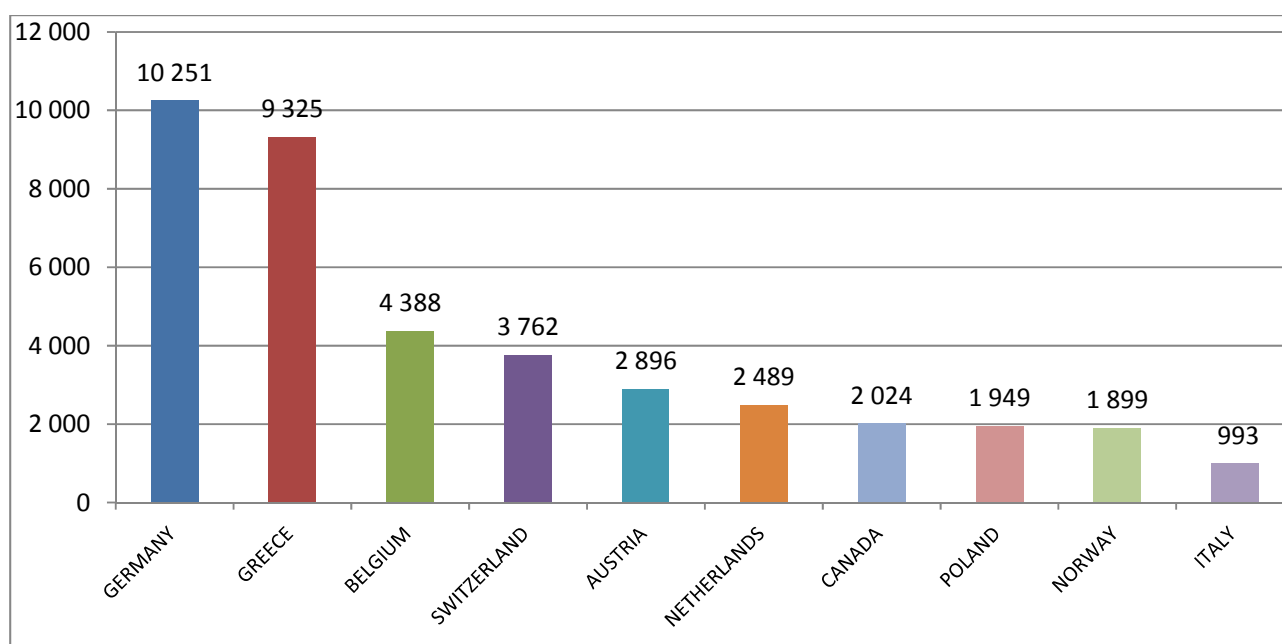
Among the adults, the most represented group concerns 18-29 year-old migrants, the latter accounting for 34% of the totality of migrants assisted. The second biggest group concerns 30-39 year-old migrants or 25% of migrants assisted (Chart 7).

Chart 7: Overview of adults/children beneficiaries for AVRR worldwide in 2013



As shown in Chart 8, the major host countries for returnees were Germany, Greece, Belgium, Netherlands and Austria, as in year 2012, while among the TOP 10 countries, instead of Somalia¹ and Mexico, one discovers Poland and Italy. In 2013, Somalia did not have any AVRR activities, while Mexico had 17 persons only. This is mainly due to shifting donor priorities.

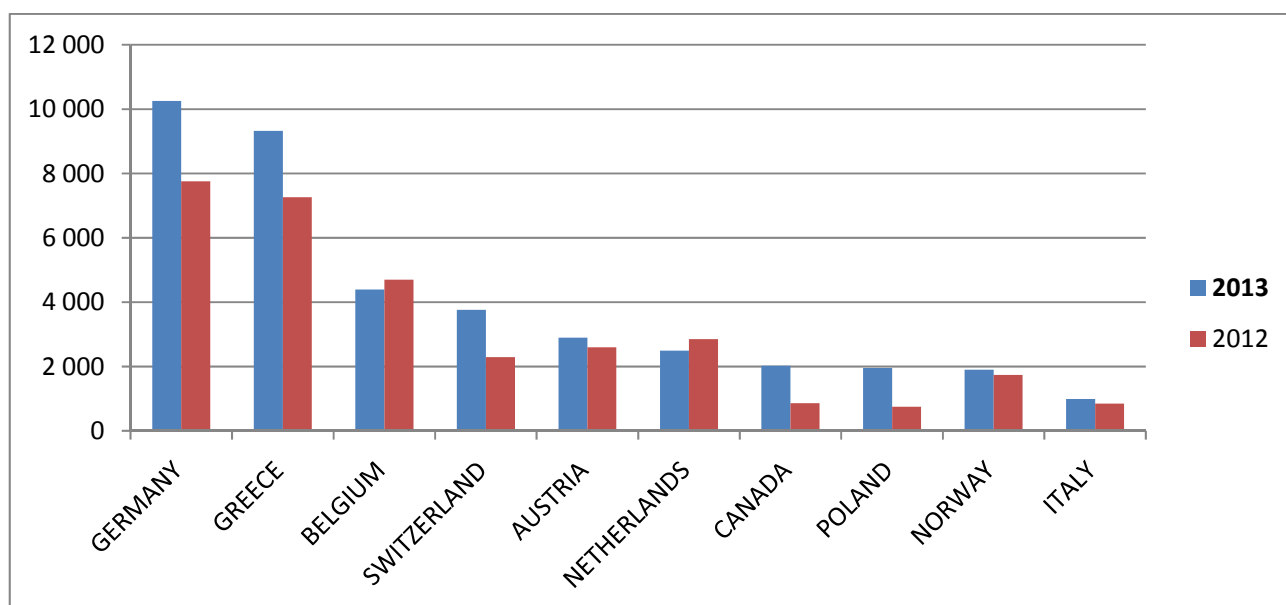
Chart 8: TOP 10 Host Countries for AVRR in 2013



As shown in Chart 9, while the number of the beneficiaries from Germany and Greece increased for 32% and 29% respectively, Belgium, Netherlands and Austria assisted less migrants than in 2012 (resp. 6%, 12% and 11%).

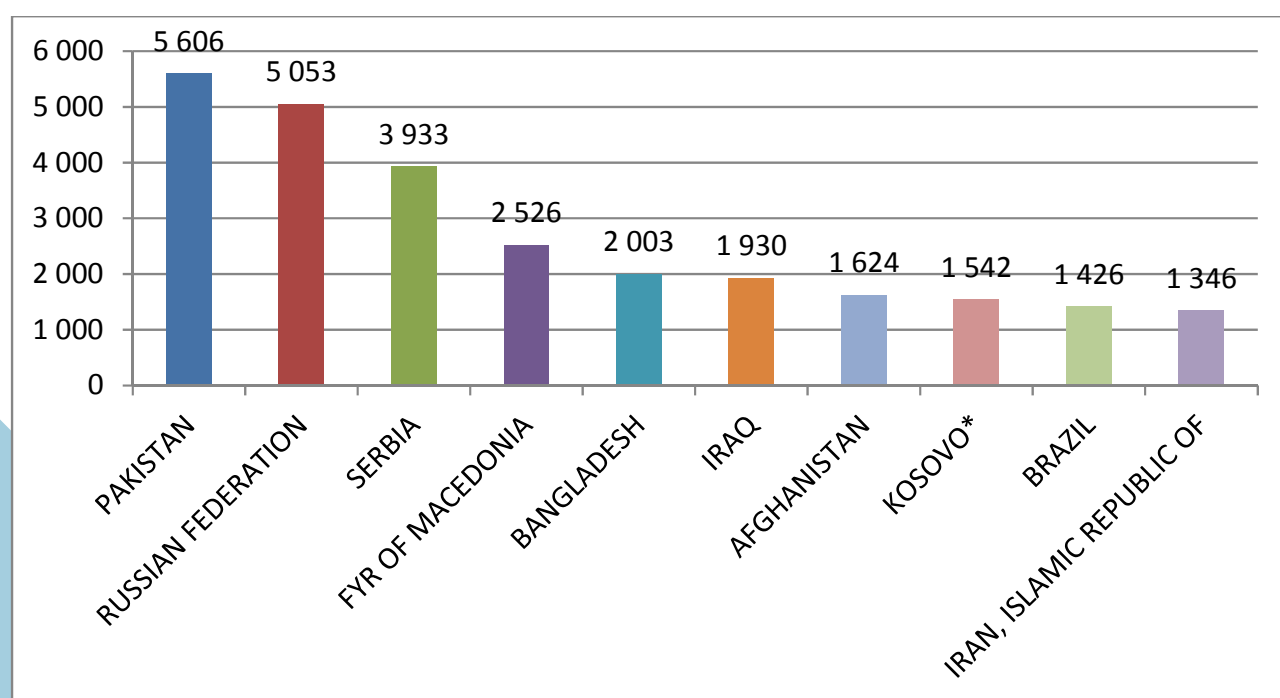
¹ Assistance was provided from Somaliland and Puntland regions

Chart 9: Comparative overview of TOP 10 Host Countries for AVRR in 2013 and 2012



As shown in Chart 10, the major countries of origin of returnees were Pakistan, the Russian Federation, Serbia, the FYR of Macedonia and Bangladesh. The list of TOP 10 countries of origin did not change in comparison with 2012 except for Iran which replaced Ethiopia. Among the 10 countries, however, there were more assisted returns to Bangladesh and less to Iraq and Afghanistan.

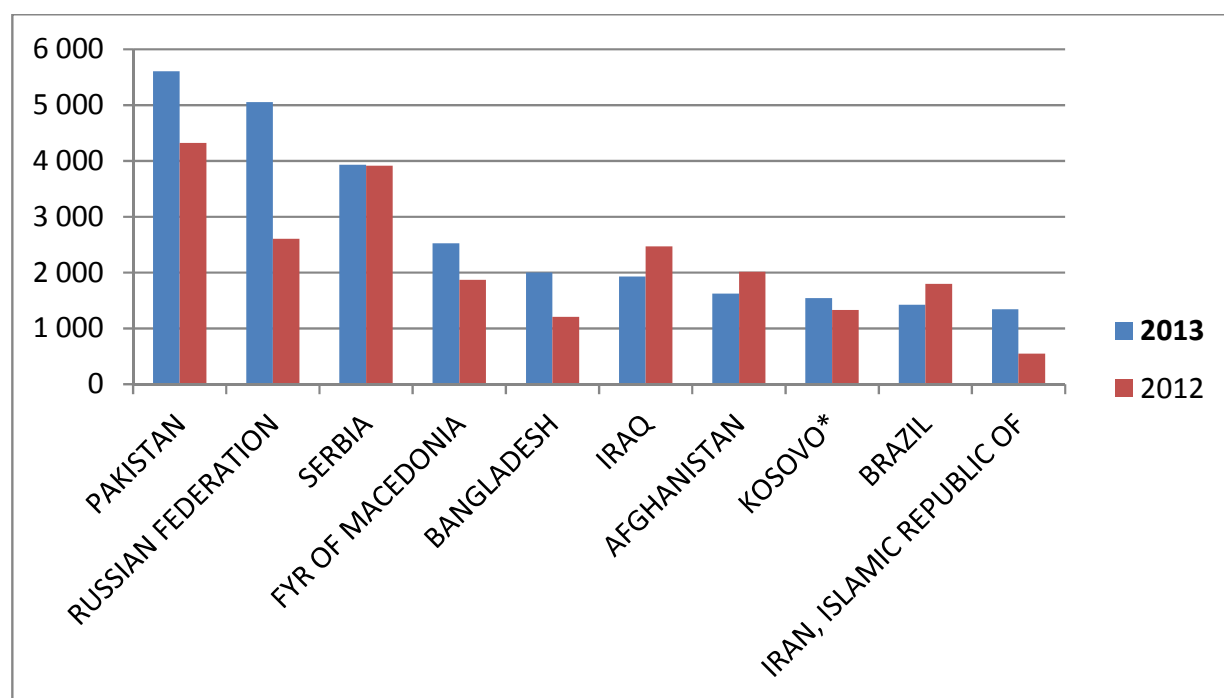
Chart 10: TOP 10 Countries of Origin for AVRR



* UNSC resolution 1244-administered Kosovo

In comparison with 2012 (as shown in Chart 11), the number of returnees to the Russian Federation, Bangladesh, Pakistan and Kosovo increased by 94%, 66%, 30% and 16% respectively. The number of returnees to Serbia stayed the same while returnees to Iraq, Brazil, Afghanistan and Ethiopia were fewer than in 2012.

Chart 11: Comparative overview of TOP 10 Countries of Origin for AVRR in 2013 and 2012



Out of 5,606 returnees to Pakistan, 4,976 arrived from Greece only, followed by Turkey and the EEU countries. Case of Bangladesh is similar, with 1,443 returnees from Greece (total of 2'000), then Indonesia and the EEU countries. When it comes to Afghanistan, 711 returnees arrived from Greece, 249 from Turkey and the rest from the EEU mostly Scandinavian countries (total 1,624 returnees).

The following two charts show the major countries of transit, without EEU (Chart 14) and the major countries of origin of returnees from transit countries (Chart 15).

Chart 12: TOP 10 Countries of Transit in 2013 (excluding EEU)

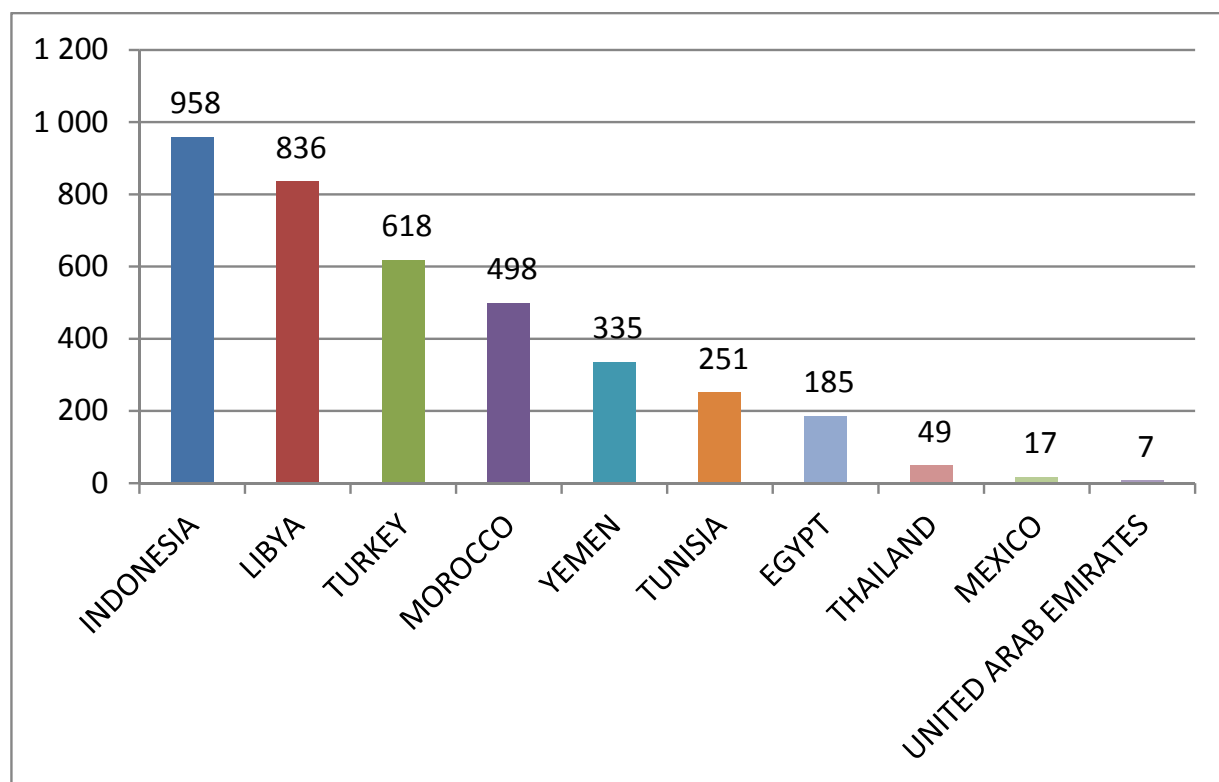


Chart 13: TOP 10 Countries of Origin for AVRR from transit countries

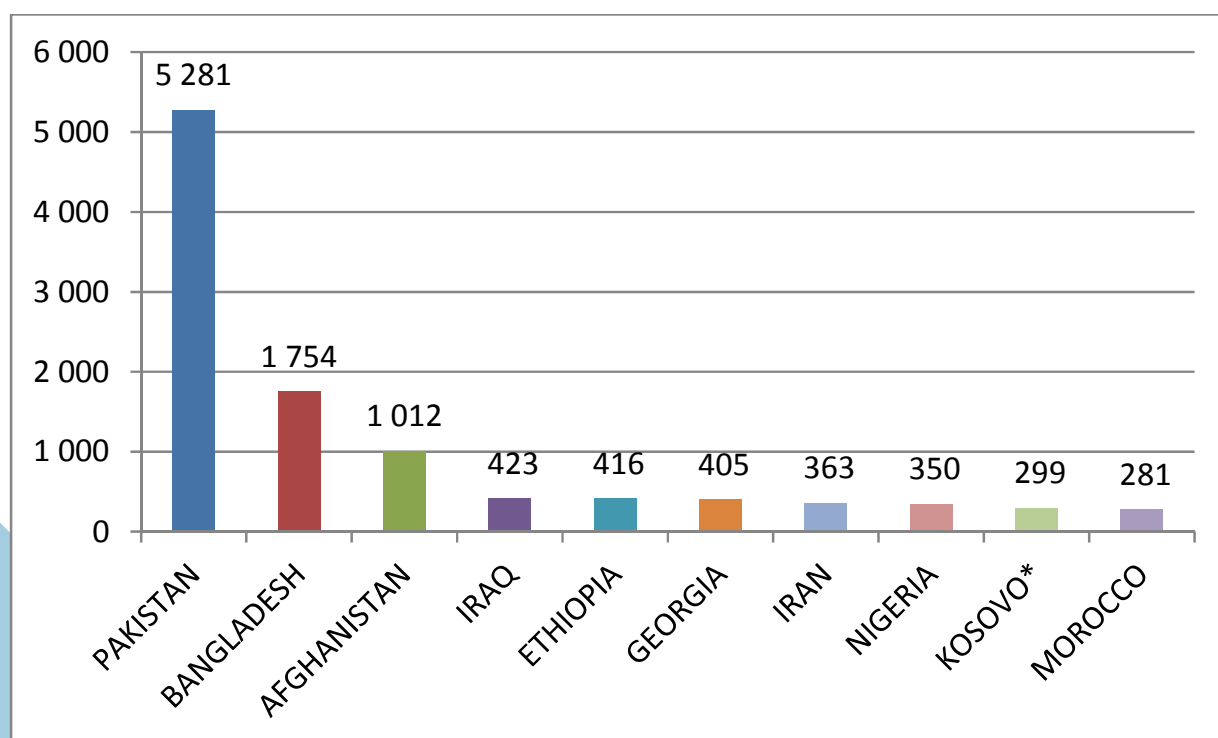
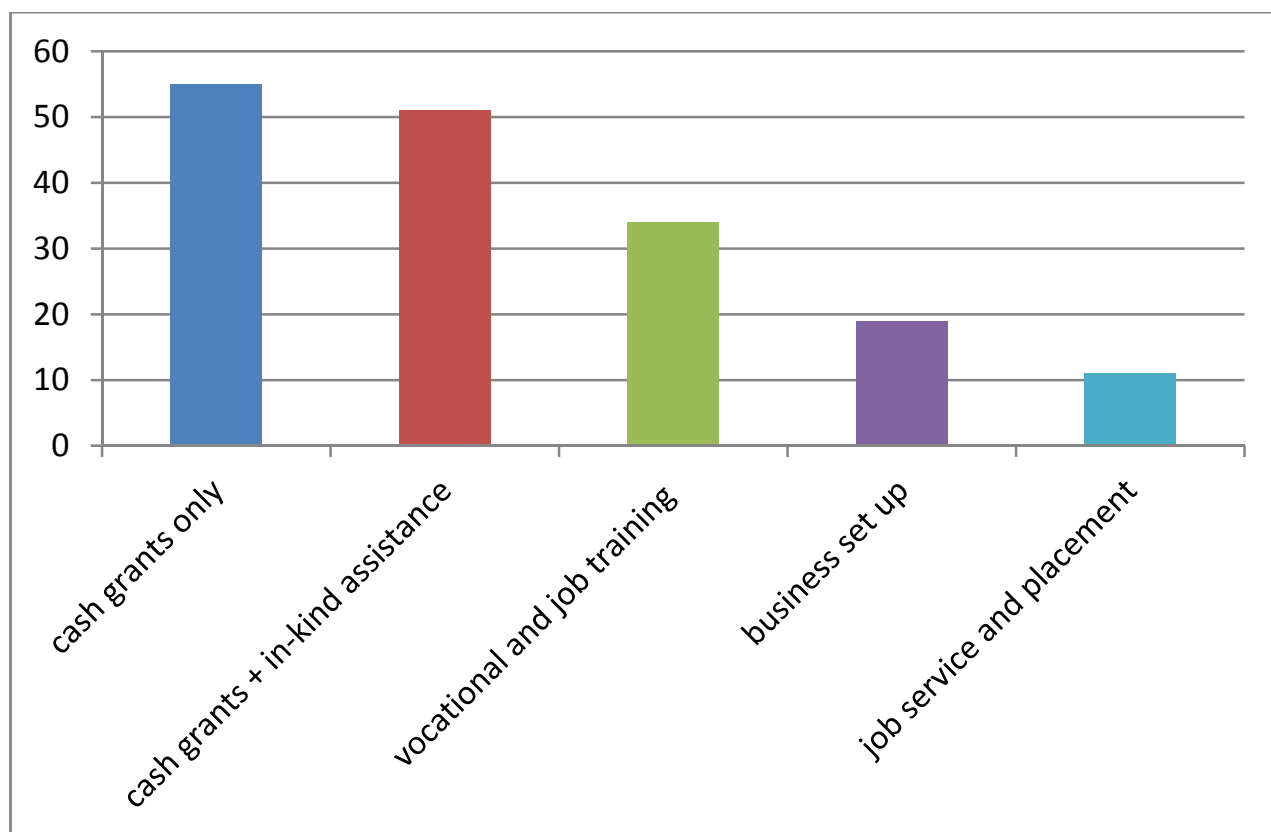


Chart 15 provides a comprehensive overview of the type of assistance provided to returnees towards their reintegration in their countries of origin, that is, during the first three to twelve months after return has taken place. Converted in percentages, the 140 AVRR projects carried out in 2013 included grants, vocational training, business set-up and job placement activities.

Chart 15: Reintegration assistance provided under AVRR Programmes in 2013



Besides these, the reintegration assistance can also include: counseling (referral to legal counseling and guidance, family tracing) or payment of education fees for children.

In 2013, the business set-up component stayed equally represented as in year 2012, integrating 15 AVRR projects approximately. When it comes to the monitoring and evaluation components, there were 61 projects including this component in 2013 (and only 23 in 2012).

This illustrates a growing need to follow the reintegration process more closely, through monitoring and evaluation procedures.

AVRR projects in Focus

In 2013, IOM carried out 75 projects global projects. These are managed by an IOM mission in a specific host country and respond to the wish of migrants from different countries of origin to voluntary return. 7 projects operated regionally, either through a joint project carried out by IOM missions in several host or transit countries offering AVRR to a specific country, thus joining forces to better respond to root causes of irregular migration in a specific country (for example AVRR from West Africa to Sri Lanka) or projects carried out by one mission in one host country offering AVRR to several countries that share common challenges (for example AVRR from Thailand to Bali Process Member States). In addition, there were 5 country projects, i. e. AVRR from a specific host country to a specific country of origin. These projects respond to both the needs of migrants in the host country, as well as to the reintegration needs detected in the country of origin (for example AVRR from Switzerland to Nigeria).

In response to the continuous changing reintegration patterns, AVRR programmes have naturally diversified to respond to these challenges. One new project area is AVRR projects focusing on children (especially unaccompanied migrant children) with targeted activities geared towards their reintegration in their country of origin. Also, projects have been developed to respond to the specific needs of vulnerable groups. Specific and tailored reintegration packages have been designed for families with children, migrants with health related needs, victims of trafficking and other vulnerable groups of returnees.

While traditionally, AVRR projects were developed in the destination countries, there is a growing interest in addressing explicit concerns in countries of origin, often detected through research (such as the MAGNET project described below). By including the country of origin perspective in an AVRR programme - through cooperation with the authorities in the country of origin and targeted reintegration measures - the sustainability of return can be enhanced for all parties, i. d. the migrants, and host and origin countries.

The successful implementation of these programmes demands coordination and partnerships between the participating countries and the local actors on the ground that may enhance reintegration perspectives, such as ministries, development agencies, the private sector and civil society.

Joint programmes can also address specific issues such as gender and women empowerment issues. During the year 2013, such projects were mostly implemented in South and Central America (Argentina, Paraguay, Uruguay and Nicaragua) as well as in Azerbaijan, targeting the promotion of human rights from a gender perspective. Activities included campaigns on human rights, building protection services and mechanisms of prevention and reintegration.

In addition, projects have been created to enhance dialogue among host countries, transit countries and countries of origin to learn from each other, exchange good practices and lessons learned, for example through platforms and study visits.



In 2010, IOM Iraq commissioned Altai Consulting to conduct an external research study, in order to enable a better understanding over the “scalability” of IOM’s returnee reintegration programmes and to identify potential partners in Iraq to help with the reintegration of Iraqi returnees. As a result the MAGNET project was developed. It contributes to the establishment of a common approach for the reintegration of rejected asylum seekers – and irregular migrants when applicable – returning to Iraq (Kurdistan Regional of Iraq, KR-I) from a number of EUMS, through the implementation of a set of integrated activities in the field of pre-departure support and post-arrival reintegration in order to facilitate the reintegration process. The project contributes to increase the interest in assisted voluntary return to Iraq (KR-I) by reinforcing the job placement mechanisms already implemented in most Assisted Voluntary Return and Reintegration (AVRR) programmes in Iraq (KR-I).



The EC acknowledged that a lot of different stakeholders are active in the field of voluntary return, including national, regional, local authorities, international organizations, civil society among others and that it has a strong external component involving the same range of stakeholders in countries of return.

In response to this, under the 2010 Community Actions IOM implemented the VREN project which was a two year project with 16 other EU MS to set up a European network on voluntary return including the 27 EU Member States, Norway and Switzerland, as well as major countries of transit and origin involved in voluntary return and reintegration related activities.

Such an initiative by IOM clearly highlighted its intention to address the call of the EC to further foster and facilitate communication, cooperation and information exchange between Member States and countries of transit and origin, highlighting the link of pre-departure and reintegration assistance as well as proposing sustainable and comprehensive AVRR programmes that will remain the basis of the voluntary return approach of the authorities in EU MS.

Annex

Countries of origin for AVRR 2003-2013

Country of Origin	2000	2001	2002	2003	2004	2005	2006	2007	2008	2009	2010	2011	2012	2013	Total
Afghanistan	73	1	557	609	777	1192	1018	628	514	981	1308	834	2019	1624	12,135
Albania	433	876	747	976	831	777	619	414	173	205	224	85	330	326	7,016
Algeria	51	72	94	127	146	158	234	140	103	120	127	118	176	140	1,806
Angola	15	21	58	333	539	580	629	253	173	181	144	108	69	69	3,172
Antigua and Barbuda								1	4		2		1		8
Argentina	5	6	4	22	52	69	88	148	227	228	162	123	140	77	1,351
Armenia	546	435	603	584	708	508	441	289	376	276	377	504	532	448	6,627
Aruba											1				1
Australia	699	299	195	242	129	157	212	259	232	140	103		2	24	2,693
Austria	2	28		5	4	1	6	6	2	5	3	1	1	2	66
Azerbaijan	136	153	172	200	300	377	316	226	176	233	248	180	220	216	3,153
Bahamas						1	1							5	7
Bahrain		2						6	1	1	1	0	1		12
Bangladesh	39	12	30	35	45	149	121	97	262	127	226	126	1208	2000	4,477
Barbados									1		1	0		10	12
Belarus	76	175	186	302	345	259	184	130	80	101	120	281	269	188	2,696
Belgium			1		1			1	5	3	1	2	5	1	20
Belize						2	1					2	1		6
Benin	3	11	10	10	14	20	20	17	8	22	44	7	19	73	278
Bermuda		1												4	5
Bhutan												2			2
Bolivia	7	10	16	36	97	163	209	486	648	506	429	300	256	225	3,388
Bosnia and Herzegovina	8840	2087	1981	1640	1381	468	317	140	86	149	146	221	500	935	18,891
Botswana				4	2		3	5	5	3	7	1	8	12	50
Brazil	58	149	169	469	889	1200	1776	2304	2331	2637	2448	1903	1802	1418	19553
Bulgaria	185	329	647	768	700	536	371	129	92	244	90	76	90	82	4,339
Burkina Faso	4	4	6	3	14	2	5	4	3	50	73	21	46	208	443
Burundi	7	24	5	12	10	9	16	23	22	22	38	103	133	34	458
Cambodia	2		12	10	3	15	12	2	1	4	11	15	30	64	181
Cameroon	28	14	19	26	57	73	96	87	58	175	107	111	90	159	1100
Canada													13	67	80
Cape Verde	9	2	9	2	9	14	18	11	17	6	24	18	19	25	183
Central African Republic	1	1	2	2				10	1	11			1		29
Chad			2	2	3	8	7	1	1	4	4	16	94	23	165
Chile	14	17	22	48	74	88	83	92	126	147	163	113	183	169	1339
China	91	72	124	348	320	401	443	488	544	1019	1276	873	674	657	7,330
Colombia	50	51	62	103	156	144	176	184	122	177	278	207	346	320	2,376
Comoros							2	1			1		5	2	11
Congo	3	1		2	8	8	5	24	18	122	40	26	14	26	297
Congo, Dem Rep of the	28	21	29	53	60	63	111	86	81	121	74	82	187	109	1105
Costa Rica				1		3	15	17	21	29	11	12	9	1	119
Côte d'Ivoire	11	10	2	14	10	7	20	39	20	269	133	154	81	215	985
Croatia	1404	2406	3934	1693	808	108	80	60	59	51	44	42	76	140	10,905
Cuba	2	4	2	1	5	2	6	9	4	8	8	13	9	15	88
Cyprus		3		17	5	1	6	4	1		5				42
Czech Republic	365	338	474	572	108	75	10	24	37	32	9	7	60	82	2,193
Denmark	2	3	1	2					1	1	1	8	19	2	40
Djibouti	3	5	2	2	1	4	1	1	1		1	3	1	13	38
Dominica						1	1	1	4	1	1			1	10
Dominican	6	5	10	1	16	33	32	29	17	127	200	71	81	39	667
Ecuador	180	165	148	368	402	348	740	813	1118	503	702	752	780	356	7,375
Egypt	43	28	34	67	100	83	136	66	77	74	100	93	221	366	1,488

Countries of origin for AVRR 2003-2013

Country of Origin	2000	2001	2002	2003	2004	2005	2006	2007	2008	2009	2010	2011	2012	2013	Total
El Salvador		4		4	14	12	14	27	29	21	81	19	47	90	362
Equatorial Guinea						2	3	2	2	1	4	4	3	1	22
Eritrea	13	21	19	15	25	17	20	9	14	9	7	11	13	11	204
Estonia	14	36	40	34	14	3		2			2	8	11	6	170
Ethiopia												1127	1515	542	3,184
Fiji								2	16	6	14	16	10	11	75
Finland	3	1		1	2			1	1				1		10
France	9	3	3	2		5	3	28	7	2	2	6	11	10	91
Gabon			1			3		3	2	1	1	2			13
Gambia	1	4	7	11	18	14	16	85	28	61	50	56	221	300	872
Georgia	379	268	296	316	519	435	412	289	256	723	1001	595	706	1157	7,352
Germany	12	15	4	2	1	8	5	21	12	19	52	16	22	9	198
Ghana	23	26	38	55	152	157	157	146	205	345	192	226	324	355	2401
Greece	9	3		5		2			1	2	2	3	8	7	42
Grenada							2				2			2	6
Guadeloupe	2														2
Guatemala		1	1	1	18	7	9	29	36	12	54	19	28	28	243
Guinea	33	21	21	27	64	70	66	97	80	146	110	161	142	244	1282
Guinea-Bissau	164	12	4	3	4	9	7	8	6	14	9	15	55	68	378
Guyana		1	2	1		2	5	8	10	6	1	4	1	3	44
Haiti	7	2		1			3	1		2	6	1211	67	5	1,305
Honduras				1	12	89	36	100	132	89	112	35	73	95	774
Hong Kong, SAR of China				1	6	3	2	6	9	4	13	4	4	6	58
Hungary	58	49	54	57	57	31	9	29	24	54	38	30	347	1099	1,936
India	146	115	128	111	158	265	342	320	455	511	700	515	415	604	4,785
Indonesia	12	14	17	36	56	68	107	94	137	158	232	175	145	184	1,435
Iran, Islamic Republic of	580	1068	841	1016	1016	899	737	530	430	475	223	431	550	1346	10,142
Iraq	5	14	16	541	2075	1952	2921	939	2000	2748	2347	2667	2472	1930	22627
Ireland	1			2	4	3		1		9	6	10	19	15	70
Israel	15	70	31	92	60	57	53	47	33	32	23	39	33	64	649
Italy	8		2	7	5	5		1	3	4	1	26	17	7	86
Jamaica	2	1	1	7	9	36	105	84	101	85	56	14	17	13	531
Japan	4			1	1			3		3	2	2	4	7	27
Jordan	98	81	62	442	74	157	169	119	96	104	132	51	66	68	1,719
Kazakhstan	168	210	144	149	122	78	112	81	63	42	50	58	207	182	1,666
Kenya	13	11	6	24	23	27	75	39	59	71	69	53	75	68	613
Kiribati														1	1
Korea, Republic of			5	2			4	8	54	42	27	41	16	45	244
Kosovo		25	115	7	31	21	23	26	140	1727	1984	1569	1334	1542	8544
Kuwait			6				5		1	1	1	0	1	2	17
Kyrgyzstan	81	107	78	81	96	65	73	48	66	51	40	80	119	123	1,108
Laos		1	2		1	1	4	4	1	2			4	1	21
Latvia	42	29	84	118	109	12	13	13	1	5	2	2	5	5	440
Lebanon	256	128	152	221	245	213	175	144	156	221	132	103	95	60	2301
Lesotho	2	5						3	1	2		0			13
Liberia	1	1	3	3	7	12	22	6	8	23	10	19	15	34	164
Libya	3	3	2	26	51	35	61	38	39	26	22	27	50	80	463
Lithuania	89	155	111	144	112	19	15	2	6	2	8	12	11	4	690
Macao	1														1
Macedonia, Frn Yug Rep	265	200	438	601	355	208	175	167	146	213	1184	1961	1872	2526	10,311
Madagascar	1	2		1		1		1	10	2	1	5	9	1	34

Countries of origin for AVRR 2003-2013

Country of Origin	2000	2001	2002	2003	2004	2005	2006	2007	2008	2009	2010	2011	2012	2013	Total
Malawi		1			6	5	32	37	34	71	110	38	3	15	352
Malaysia	1		1	2	5	33	11	24	56	91	91	44	42	20	421
Mali			1	2	4	225	12	132	83	317	215	55	32	173	1251
Malta	4	5			1				1				1		12
Martinique	4														4
Mauritania	12			1	3	8	3	2	5	2	25	8	18	35	122
Mauritius			6	1	8	3	27	38	43	41	96	77	37	58	435
Mexico		2	1	3	2	7	17	84	24	22	55	20	190	56	483
Moldova	174	498	358	363	347	286	344	360	297	342	337	248	199	213	4,366
Mongolia	74	149	242	269	245	338	436	337	322	1932	774	632	527	458	6,735
Montenegro							2	38	43	32	56	26	127	83	407
Morocco	11	11	18	19	43	45	59	90	100	179	111	135	523	482	1,826
Mozambique	8	5	1		3	1	5	11	1	6		12	11	9	73
Myanmar	1			4	3	2	4	3	3	4	5	15	48	72	164
Namibia	7		3	1		1	5	13	22	30	12	2	2	34	132
Nepal	19	20	21	26	31	35	82	140	114	152	175	147	202	205	1,369
Netherlands	1	1		1	1	6		5	2		1	11	10	8	47
New Zealand		1	2	3	6	4	9	10	6	6	2	2	3	3	57
Nicaragua		1	1			7	8	54	39	392	279	14	23	25	843
Niger	8	4	18	20	59	58	40	29	111	127	190	15	48	31	758
Nigeria	86	55	81	158	297	349	394	369	407	762	807	623	689	914	5,991
Norway	3	2	2	2	4					8	9	5	4		39
Oman								1						1	2
Pakistan	140	431	165	199	196	280	395	366	415	430	743	586	4324	5606	14,276
Palestinian Territory, Occupied.	1	1			3	2	2	3	2			84	60	41	199
Panama			4	1	4		1	12	7	12	12	5	7	3	68
Papua New Guinea						1			1	16	13	31	2	2	66
Paraguay	1	1		3	10	14	12	38	72	72	52	74	60	49	458
Peru	27	51	22	19	23	64	56	149	134	123	96	149	149	183	1,245
Philippines	13	2	8	4	16	22	30	52	94	76	104	92	132	244	889
Poland	1051	146	115	241	80	10	28	9	5	8	5	34	65	52	1,849
Portugal	1						1			4	1	2	3	15	27
Qatar									7	4	8				19
Reunion												1			1
Romania	233	255	331	332	377	434	379	107	74	90	91	198	168	140	3,209
Russian Federation	1171	1360	1118	1347	1202	993	966	820	1111	2456	2436	2561	2607	5048	25,196
Rwanda	5	3	6	9	20	12	28	22	21	12	9	32	40	35	254
Saint Kitts and Nevis														1	1
Saint Lucia														39	39
Saint Vincent and the Grenadines														52	52
Samoa									1	1	1	1	4	1	9
Sao Tomé & Príncipe	11	3	1		6	14	5	3	2	2	10	16	23	14	110
Saudi Arabia		2		2	2	1	4	10	1	2	1	1	4	5	35
Sénégal	10	2	22	12	10	16	26	443	31	300	235	124	201	328	1,760
Serbia			218	219	34	41	40	1359	1172	588	1639	2921	3917	3933	16,081
Serbia and Montenegro	88543	10542	3698	7205	4472	3282	2150	231	16		8				120147

Countries of origin for AVRR 2003-2013

Country of Origin	2000	2001	2002	2003	2004	2005	2006	2007	2008	2009	2010	2011	2012	2013	Total
Seychelles				2	8	4	2	11	2	2	12	1	1	1	46
Sierra Leone	3	13	12	21	34	47	46	27	42	44	26	25	29	37	406
Singapore				1	1		1		3	3	1	3	4	1	18
Slovakia	1829	966	638	851	385	679	132	133	394	147	105	51	141	181	6,632
Slovenia	1	3		15			2			2	1	11	10		45
Solomon Islands									1			1			2
Somalia	10	15	19	23	46	51	69	24	7	1	1	1	1005	14	1,286
South Africa	2	2	25	59	57	58	116	120	178	140	149	48	36	20	1,010
South Sudan												15	120	74	209
Spain		6	4	1	4	2	3	10	27	18	26	14	12	9	136
Sri Lanka	61	120	242	394	350	568	378	306	236	244	333	205	847	409	4,693
St. Kitts & Nevis							1		1		2				4
St. Lucia						1		5	3	1			13		23
St. Vincent & Grenadines					3	1	3			8	1				16
Sudan	19	40	30	65	122	134	418	336	505	69	72	66	276	161	2,313
Suriname	22	19	21	46	62	59	45	27	41	31	33	32	46	56	540
Swaziland							1	5	8	9	4			3	30
Sweden	7	2	5	3	3	8	3	8	3	1	2	8	14	12	79
Switzerland	7		2		1	1		2	1	2	1		5		22
Syrian Arab Republic	98	86	139	163	130	159	380	122	75	115	108	77	13		1,665
Taiwan								1	2	1	1		1		6
Tajikistan	75		256	1	1	3	3	10		14	38	74	45	49	569
Tanzania, United Republic of												58	47	50	155
Thailand	3		2	6	9	11	16	14	26	22	28	25	17	24	203
Timor Leste	776									15	1			1	793
Togo	64	28	19	35	59	55	47	29	26	26	34	21	26	74	543
Tokelau				3											3
Tonga									1			6		2	9
Trinidad and Tobago					1	7	10	9	17	9	14		8	5	80
Tunisia	9	3	12	32	31	16	25	17	32	33	38	278	451	609	1,586
Turkey	1048	739	827	1111	1367	1105	1033	610	476	438	408	384	371	256	10,173
Turkmenistan	1	2	4	1	4	1	3	4	3	32	226	18	89	74	462
Turks and Caicos													3		3
Uganda	2	160	45	103	250	47	77	79	78	63	64	47	62	51	1,128
Ukraine	290	543	684	792	839	928	772	637	553	737	737	699	677	789	9,677
United Arab Emirates	5	13	7	3	2		3	2	43	3	8	0	1	8	98
United Kingdom	432	4	8	14	11	8	6	4	27	42	42	53	41	59	751
Uruguay	1	1		4	26	56	57	47	93	148	95	107	39	42	716
USA	1285	694	152	212	166	81	95	82	53	57	106	76	137	32	3,228
Uzbekistan	44	60	73	91	66	33	52	43	35	402	73	148	200	159	1,479
Vanuatu								1				1			2
Venezuela	7	3	2	11	18	41	50	47	48	40	32	34	34	45	412
Vietnam	162	139	244	391	419	394	401	292	205	600	356	371	215	251	4,440
Yemen	10	14	18	60	51	50	72	161	26	27	18	11	40	46	604
Zambia	1	1		2	4	2	11	12	14	15	40	20	8	4	134
Zimbabwe	6	3	7	40	65	118	259	199	171	233	264	90	35	5	1,495
Total	113,841	27,781	23,064	28,904	26,763	24,437	24,752	20,203	21,064	29,697	30,835	31,134	41,605	46,232	490,340

Host countries for AVRR 2003-2013

Host Country	2001	2002	2003	2004	2005	2006	2007	2008	2009	2010	2011	2012	2013	Total
Afghanistan												17		17
Albania											2			2
Argentina													2	2
Australia		342	238	47	11	48	88	275	413	446	478	428	699	3,513
Austria	427	878	1063	1158	1406	2122	2061	2646	3791	3905	2880	2601	2896	27,834
Azerbaijan					3	9	1	1	8	2				24
Belarus							9	42	69	88	88			296
Belgium	3546	3221	2814	3275	3755	2811	2593	2669	2659	2957	3358	4694	4388	42,740
Benin												200	9	209
Bosnia and Herzegovina	78	141	374	211	244	58	233	16	157	237	164			1,913
Bulgaria									39	5	67	51	147	309
Cambodia													8	8
Cameroon													5	5
Canada												862	2024	2,886
China													1	1
Costa Rica												93		93
Croatia	60		86	112										258
Czech Republic	635	617	297	315	312	399	214		2224	214	202	223	146	5,798
Denmark			252	243	89	18	8	25	24	15	64	66	219	1,023
Dominican Republic									9	512	1209			1,730
Egypt											54	296	185	535
Estonia										7	8	29	17	61
Ethiopia*									801	1765				2,566
Finland			122	77	41	35	38	37	228	265	304	327	342	1,816
France												6	3	9
Georgia												4		4
Germany	12851	11691	11588	9893	7448	5757	3437	2799	3107	4480	6319	7546	10,251	97,167
Ghana												17	10	27
Greece			7	13	14	82	59	53	0	337	760	7290	9325	17,940
Guinea												102	13	115
Honduras													3	3
Hong Kong, SAR of China													37	37
Hungary	299	247	277	205	211	242	213	179	309	435	365	414	353	3,749
Indonesia				828	58	385	318	36	423	517	297		955	3,817
Iraq			5127	329	648	381	358	328	42	9				7,222
Ireland	4	113	440	396	220	175	255	452	405	376	402	359	340	3,937
Italy	76	169	134	205	237	220	212	140	162	160	506	848	993	4,062
Japan													4	4
Jordan													2	2
Kenya										49		543		592
Latvia	38	6							26	16	73	89	82	330
Libya							84	1484	1460	1000		172	847	5,047
Lithuania	91	40			35	3	12	15		55	47	65	43	406
Luxembourg								16	38	104	101	97	116	472
Macau, SAR of China													7	7
Malaysia							1	8	3	15		36	23	86
Mali												21	8	29
Malta							1	1	25	36	29	39	55	186
Mauritania												1		1
Mauritius												23	23	46
Mexico					390	1164	1504	1261	1084	1442	1141	897	17	8,900
Moldova									7	18	38	73	10	146
Mongolia													1	1
Morocco					254	51	892	210	1119	501	440	89	498	4,054

Host countries for AVRR 2003-2013

Host Country	2001	2002	2003	2004	2005	2006	2007	2008	2009	2010	2011	2012	2013	Total
Myanmar													1	1
Nauru												50	17	67
Netherlands	1733	2205	3019	3779	3513	2924	1552	1767	2583	3064	3473	2905	2489	35,006
Nicaragua											12	13		25
Nigeria												2		2
Niger											78		82	160
Norway		954	1458	1072	558	434	443	568	1019	1446	1813	1753	1899	13,417
Panama													1	1
Papua New Guinea										2	5	3	177	187
Paraguay													4	4
Peru													2	2
Poland				10	86	412	743	962	1565	1627	1149	753	1949	9,256
Portugal	362	132	115	226	321	163	278	347	381	562	594	753	692	4,926
Romania						21	9	20	75	6	131	312	197	771
Russian Federation											12	117	10	139
Sénégal												1	1	2
Serbia	78	141	374	211	244	58	233	16	157	237				1,749
Sierra Leone												6		6
Slovakia	46	40	104	148	119	128	153	96	139	127	95	54	50	1,299
Slovenia											11	11	20	42
Somalia									33			990		1,023
South Africa		4	32	25	49	135	159	185	322	151	197	247		1,506
Spain			199	393	379	527	1170	1519	1136	889	823	785	758	8,578
Sri Lanka													1	1
Sweden			97	86	23	3	33	99	176	78	78	98	98	869
Switzerland	25	333	479	275	401	354	305	329	659	904	1130	2289	1655	9,138
Tanzania, United Republic of						6	14	20	19	24	912			995
Thailand													49	49
Timor Leste									9	3		1		13
Togo												183	2	185
Tunisia												9	251	260
Turkey										391	200	569	618	1,778
Uganda							141	240	40	214				635
Ukraine					19	40	49	116	130	14	159	72	21	620
United Arab Emirates													7	7
United Kingdom	1207	1175	2392	2664	3608	6200	4157	4301	4945	4549	874			36,072
Uzbekistan														0
Vietnam													1	1
Yemen											128	794	335	1,257
Zambia**							7323	9692	16825	9230		34		43,104
Zimbabwe									330	335				665
Total	21,556	22,449	31,088	28,200	24,696	25,365	29,353	32,970	49,175	43,821	31,270	41,422	46,494	425,855

Established in 1951, the International Organization for Migration (IOM) is the principal intergovernmental organization in the field of migration.

IOM is dedicated to promoting humane and orderly migration for the benefit of all. It does so by providing services and advice to governments and migrants. IOM's mandate is to help ensure the orderly and humane management of migration; to promote international cooperation on migration issues; to aid in the search for practical solutions to migration problems; and to provide humanitarian assistance to migrants in need, be they refugees, displaced persons or other uprooted people. The IOM Constitution gives explicit recognition of the link between migration and economic, social and cultural development as well as respect for the right of freedom of movement of persons.

IOM works in the four broad areas of migration management: migration and development; facilitating migration; regulating migration; and addressing forced migration. Cross-cutting activities include: the promotion of international migration law, policy debate and guidance, protection of migrants' rights, migration health and the gender dimension of migration.

IOM works closely with governmental, intergovernmental and non-governmental partners.

IOM
DEPARTEMENT OF MIGRATION MANAGEMENT
Migrant Assistance Division

17, route des Morillons, 1211 Geneva 19, Switzerland
Tel: + 41 22 717 91 11 • Fax: + 41 22 798 61 50 •
E-mail: mad@iom.int



IOM International Organization for Migration